

# Release Notes 14.18

**imc Learning Suite**

# Release Notes 14.18

---

imc Learning Suite

Author(s): Bettina Stiehl

Date: 2024-02-14

Document	Description
Version	ILS 14.18
Status (Draft / Review / Finalisation)	Finalisation
Contact Person(s)	Product Management Team

History	Status	Who
2023-10-13	Final	Bettina Stiehl
2023-10-23	Review and Update	Paul Fuller
2023-11-14	Update	Nadine Schwabauer

# Contents

<b>1</b>	<b>Feature Highlights</b>	<b>4</b>
1.1	Collaborative Group Work	4
1.2	Certification flexibility	5
1.3	Learning Analytics (Power BI)	6
	Effectiveness Check report	6
	Creating report from the LMS	7
<b>2</b>	<b>Detailed enhancement list 14.18</b>	<b>7</b>
<b>3</b>	<b>Additional Information</b>	<b>13</b>

# 1 Feature Highlights

Innovation Pack 14.18 had a real focus on delivering improvements to existing functions by introducing many exciting enhancements and updates. Highlights including On-the-Job Training group collaboration, improved flexibility in Certifications and ongoing enhancements to the Learning Analytics module are detailed below:

## 1.1 Collaborative Group Work

Completion of On-the-Job Training Tasks within courses had previously been performed individually with each participant required to complete own tasks. With IP18 Tutors are now able to split participants into working groups to complete On-the-Job Trainings as a team; thus, promoting social learning and collaboration. This is possible by marking a new 'Group work' field for On-the-Job Training templates, which then makes it possible to create a 'Collaborative group work' medium within a course. Groups can be created and participants assigned via a new Participant list icon. An integrated messaging feature allows Participants and Tutors to communicate within the tasks. Review of tasks and final grading can be done once for all participants in a group task. Furthermore, adjustments have been made in handling attachments, giving, editing feedback, and delivering notifications.

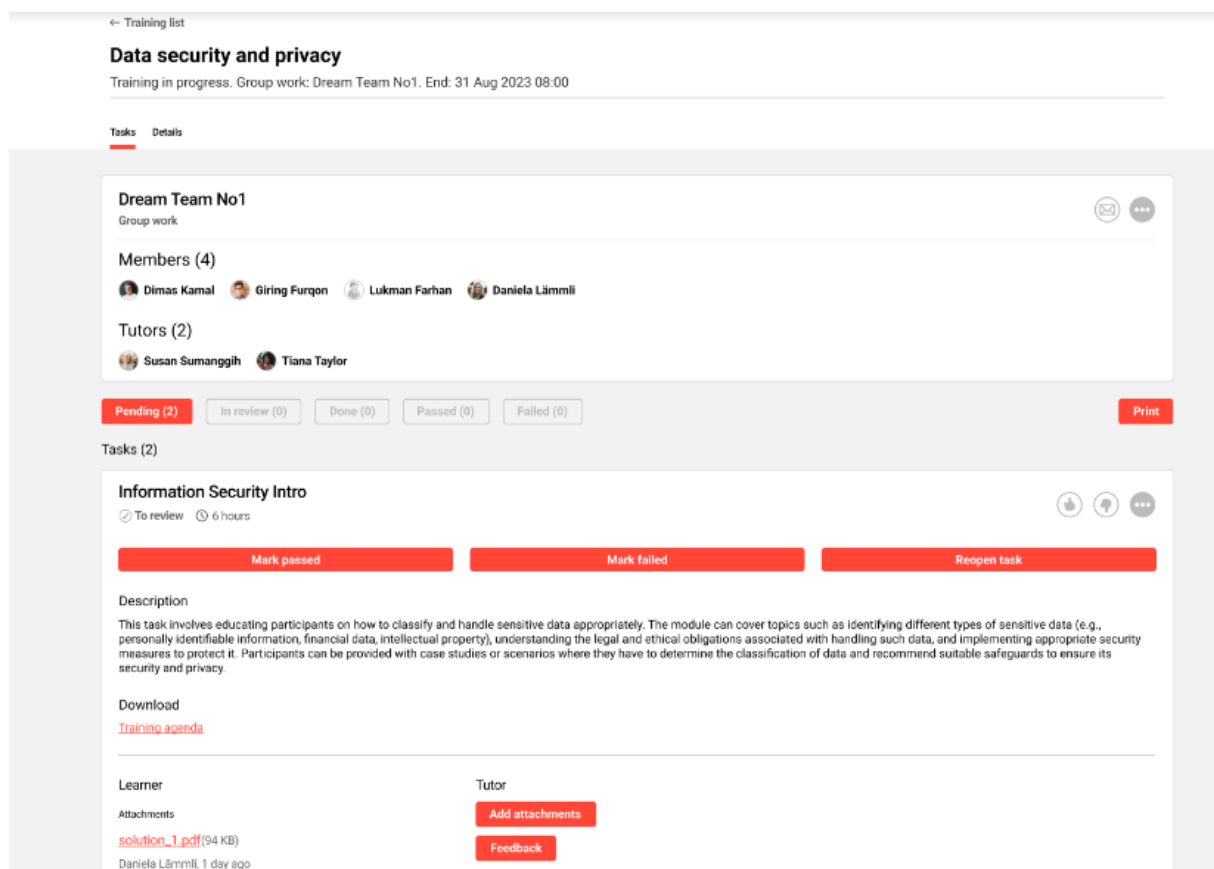


Fig. 1: Learner view of Group Work where team members and messaging options are visible.

## Enhancements

- Creation of group work tasks using the OJT template within a course.
- Setting up groups and assigning group members for a particular task.
- Internal group and tutor messaging functionality within the group task.
- One-click evaluation option for all assigned participants of the group by tutors.

## Benefits

- Foster a culture of social learning and collaborative working.
- Encourage group engagement and monitor internal communication.
- Simple administration with easy group creation and member assignments.
- Time-saving review and evaluation process for tutors.

## 1.2 Certification flexibility

Certifications are used to track learner progress toward accredited certifications where a specified number of points or hours must be accumulated within a set time frame. With IP18 improvements have been delivered in the processing to provide certification administrators the possibility to add certifications to courses after they have been concluded or closed. Furthermore, it is now possible to make changes to the certification history of learners after the expiration period of the certification programme which delivers flexibility to add external certification courses to learners' records or update incorrect completion dates to retrospectively award points. These enhancements are very useful for correcting mistakes related to certification period assignment or certification hours attribution.

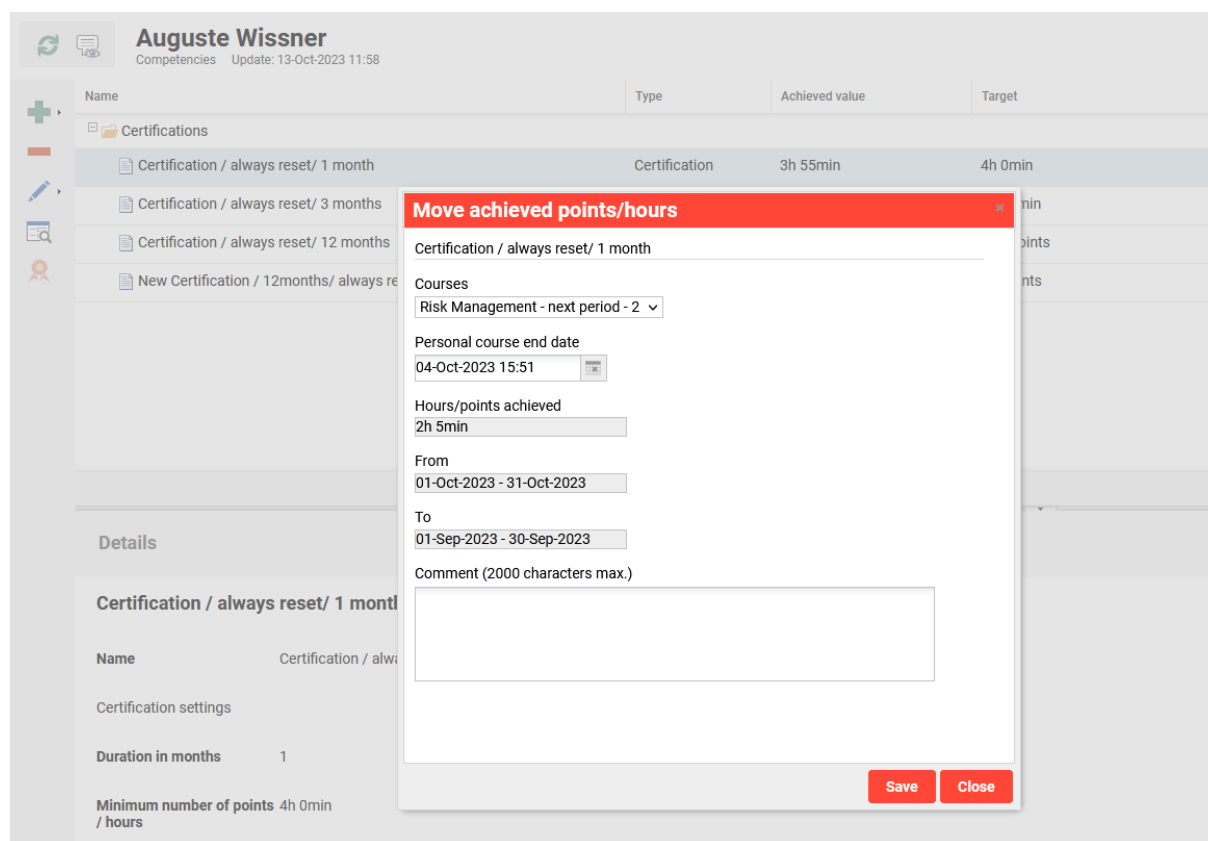


Fig. 2: Example screen of administrator amending certification records for a user.

## Enhancements

- Certification changes on courses possible, even if the learner has already passed.
- Certifications which the learner hasn't assigned at all can be assigned by configuration.
- Automated deduction of incorrectly attributed certification points/hours is now possible if the participant status changes from Passed to Failed or Cancelled.
- Possibility to amend dates where certification points/hours are incorrectly attributed; E.g. if a delay in processing sees the course delivery time and learner status change time span over two certification periods.

## Benefits

- Flexibility to allow for corrections where incorrect certifications were assigned, and/or correct certifications were not assigned, to courses ensures data accuracy.
- Reduce manual administration with automated status change based corrections.
- Certification tracks can be audited to correct wrong certification period assignment or wrong contributed certification hours or points.

## 1.3 Learning Analytics (Power BI)

The Learning Analytics integration continues to evolve with two major enhancements.

### Effectiveness Check report

A new Effectiveness Check report showcasing valuable data on training impact.

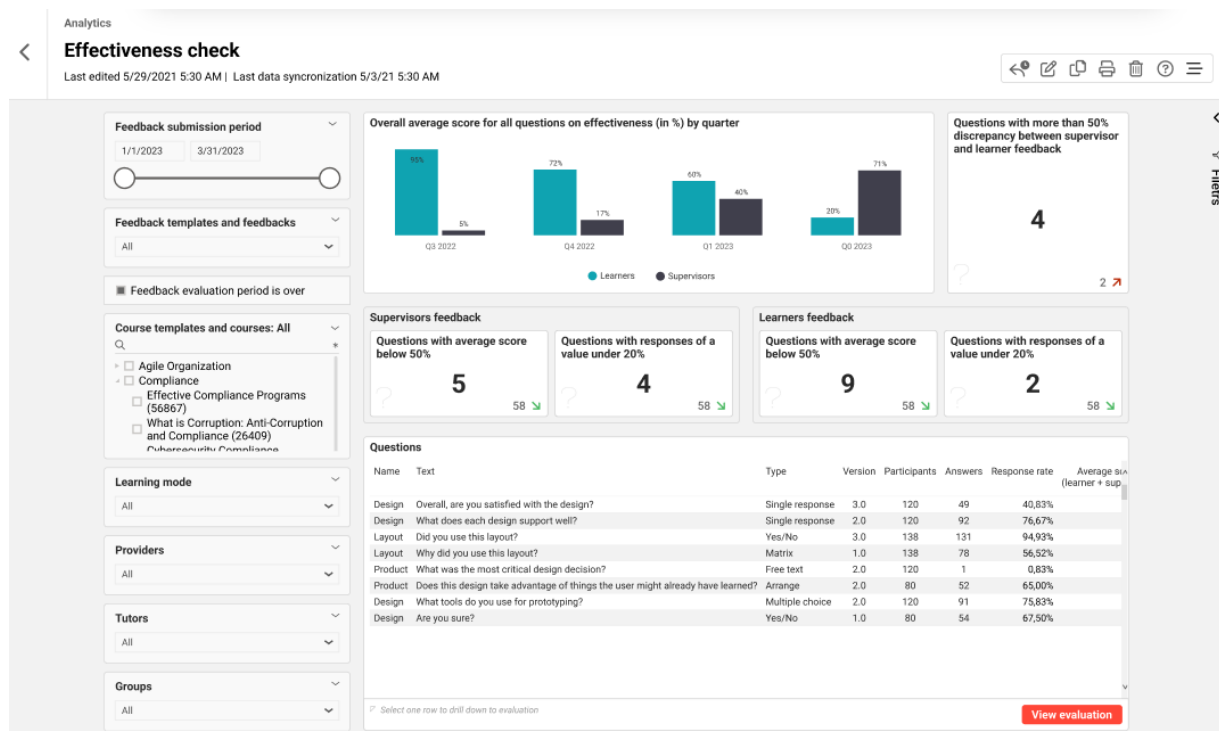


Fig. 3: View of the new Effectiveness check reporting dashboard.

## Enhancements

- New report to evaluate the responses to effectiveness check feedback forms.
- Data drill downs to enable the reporter to better evaluate the data.

## Benefits

- Helps assure training offerings are having a positive impact of learning on work.
- Enhanced data-driven decision making about trainings, resulting in improved training outcomes.

## Creating report from the LMS

Ability to create new reports directly from the LMS without heading to Power BI.

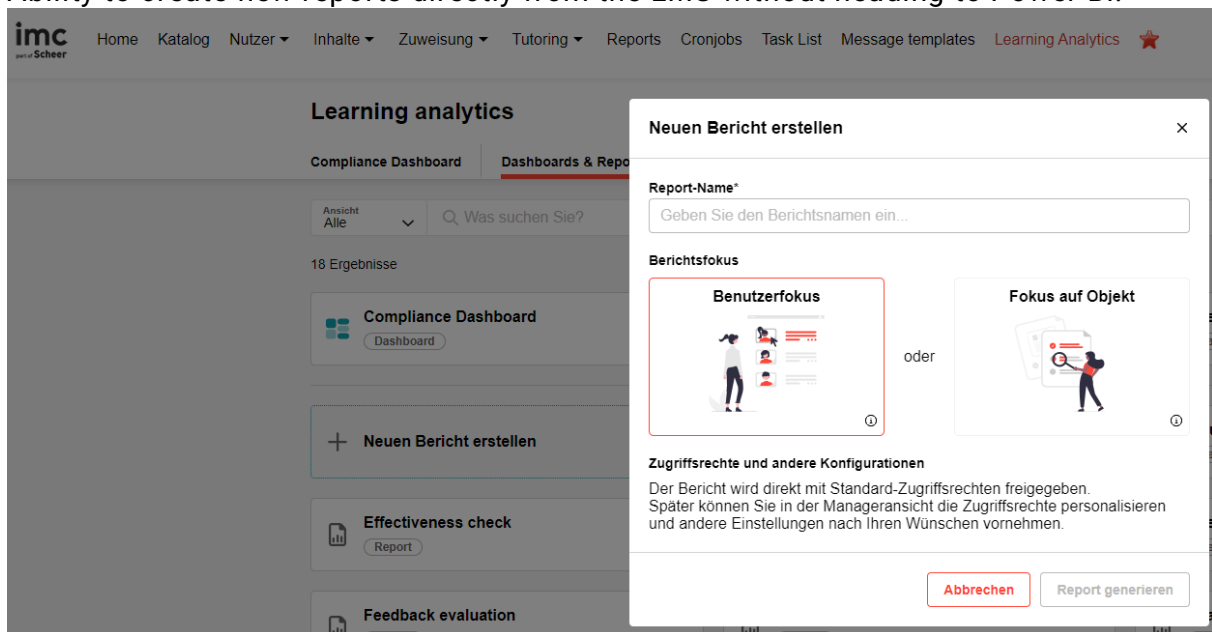


Fig. 4: New option to create Power BI reports directly from the LMS.

## Values

- Creation of the report from the system itself instead of in Power BI.

## Benefits

- No additional Power BI Pro licenses required resulting in decreased costs.
- Increased productivity and customer satisfaction with simplified approach.

# 2 Detailed enhancement list 14.18

Not all enhancements are considered highlights, but many smaller updates and improvements to the LMS base are often most appreciated. Please find further IP14.18 enhancements below:

Product Area	Feature	Description, Use Case and Benefit	Migration (script) needed	Configuration steps
Prerequisites	Display of Completion for Prerequisites with Minimum Status Enrolled for Learners/Supervisors in Frontend	As a learner, supervisor or tutor I can see directly if the prerequisites of a course where the learner is booked are fulfilled or not. All parties with access to the learning status of a learner can see if the prerequisites are fulfilled or not, and in get more detailed information which prerequisites are missing. So, it is possible to take measures to complete the missing ones in time.	No	Not required, enabled automatically.
Certifications	New configuration options for certifications	<ul style="list-style-type: none"> <li>Introducing a grace period for certifications. During the defined grace period it is possible to move certifications receive to an older period,</li> <li>New meta tag on course level: if the metatag "Apply changes to certification to learners who have already completed the course = ID 11851" is active all changes done on the certification tab will be transmitted to learners who already has completed the course</li> <li>Configuration on client level: Automatic Assignment of certifications: If this option is active, learners will receive a new certification if they are completing a course,</li> <li>Configuration on client level: Removing certifications points/hours if participant status on course changed from passed to deleted, cancelled, or failed be for the learner. If this is active and the participant status of a learner will change the learner will lose the already received points/ hours</li> </ul>	No, because the initial status of the new configuration options is always not active	Not required. Note: Certifications are an add-on module not in the LMS base license.
Certifications	Extension of certification set reports with filter and results table	The new enhancement offers the capability to the admins, supervisors, and HR users to find relevant information about certifications in the certification set reports. It is now possible to search for reports for the entire certification set to see the progress, for example, without having to go to search for each certification and will provide an improvement of the time efficiency among a more user-friendly usage of the system.	No	Not required. Note: Certifications are an add-on module not in the LMS base license.



Multi Approval Workflow	Priority for Multi Approval Workflow	In addition, it is now possible that one of the approvers can also select a priority for the course request, so that the following steps can decide not only based on given reason but also on a given priority. Also, a reason selected by the user can be taken into account for finding a decision.	No	Priority can be defined in the reasons manager and in the workflow, itself assigned to a step in the 'Configuration > Enrolment' menu.
Experience Area	Experience Points - UI Enhancements	This update includes UI related improvements to various areas of the learner's My Experience section, including the display of profile pictures for the individual ranking list (if configured) and a more user-friendly display of the next levels the learner needs to complete, without causing confusion. In addition, the learner has more clarity about the levels to be completed by simply hovering over them to see the level description.	No	Not required. Note: Experience Tracks are an add-on module not in the LMS base license.
Location Mail	Migration - Location in Appointment Mail	The new enhancement gives the learner more visibility of the location of the training. When iCals are set at course level, the learner will see the full address of the course in both the title tile and the description. In addition, starting with IP 18, if the location changes, the learner will receive a new iCal with the new address.	Yes	Not required
Outlook	New O365 SMTP Authentication	The update enables a new authentication method for customers wanting to use their own Outlook O365 for email instead of imc's SMTP email server.	No	Yes, if use of own Outlook 365 is desired there is some technical configuration required on each end. Create a DESK ticket.
On-The-Job Training	Collaborative Group Work	<p>This update expands upon the current module for on-the-job training. It provides the customer with the ability to create tasks that promote social learning and collaborative work within a course.</p> <p>The new enhancement enables the marking of on-the-job training templates as group work. This functionality allows the creation of a "collaborative group work" media within a course, where groups can be created, and group members can be assigned from the course participant list. An integrated messaging feature allows participants and tutors to communicate within the assignment.</p>	No	<p>1. Create a new OJT Template and enable the group work function by selecting the checkbox "Enable group work". Save the template.</p> <p>2. Choose the desired course, click edit, and select the components tab. Now, click 'create' and select "Collaborative Group Work". Put in a name etc. and select the OJT Template you prepared in step 1 and choose the desired position in the</p>

		Task review and final grading can now be done once for all participants in a group task. The handling of attachments, giving and editing feedback, and delivery of notifications have been enhanced for group work		<p>course. This will add collaborative group work to the component list as a new type 'Collaborative Group work'. Switch to the Tutor tab, assign a Tutor to the course and select the checkbox for On-the-Job Trainings.</p> <p>3. Open the "Collaborative Group Work" that you added in step 2, click on 'edit' and select the Group tab. Now, click on edit and select "Create new group". Choose a group name and click save. You can create as many groups as you need. The group will be directly added to the list. The group name will be displayed later in the tiles in the learner and tutor view.</p> <p>4. Assign group members to the group you created in step 3 by selecting a group name and then clicking the green "plus". All participants assigned to a course will be displayed in a list and can be selected. Already assigned users are marked in italics.</p> <p>5. Now, the collaborative group work is ready, and you can save the course.</p>
Course manager / Tutor centre	Full course preview	Admin or tutor would be able to view the course and the course components as it is visible for the learner. The full functionality would be available by IP19.	No	Yes, configuration via Configuration Manager > Course and a Scheduled job
Learning Analytics	Effectiveness check report	This report evaluates the effectiveness check feedback form responses to enable the reporter to evaluate the effectiveness of the trainings being conducted.	No	Yes, configuration via LA Manager and Effectiveness check license

Learning Analytics	Creating a report from the system	User can create a new report from the system itself which is more efficient and useful to him.	No	Yes, configuration via LA Manager and navigation manager→Learning Analytics→Access rights→Create reports
Easy course creation (ECC)	<p>Easy media upload is integrated in easy course creation.</p> <p>New entry point for tutors "course tutoring" to maintain course content.</p>	<p>Easy media upload is now also integrated in the easy course creation. Course administrators and tutors have now the possibility, to not only add already existing content, but also create their own content.</p> <p>On top, there is a new entry available for tutors, where they can see all courses where they are assigned as tutors. Selecting a course brings them directly to the content step of a course.</p>	No	<p>The ECC 'Course creation workflow' manager to enable the new button.</p> <p>Configuration of media types at 'Clients &gt; Settings &gt; Easy media upload'.</p> <p>Configuration of navigation entry (new option for ECC navigation entry) if not yet configured.</p> <p>Additional deployment steps needed in case of having a windows installation</p>
Tests	Test enhancements	This update brings an extension of the Test templates and Test series templates by being able to duplicate and edit test questions inside the templates. Like the functionalities available in the Test question manager, admins will now be capable of duplicating and editing a selected question. Edit ACLs will be applied for the questions (same as the ones in the Test question manager) and versioning ACLs available for the duplicating functionality. User will be able to only Save and Publish questions inside the template as only active questions and published version can be added in the template.	No	Not required
Security	Security updates	idm 2.14.0 vulnerable to CVE-2023-34034 org.springframework.security:spring-security-config 5.8.3 -> update to 5.8.5 or 5.8.6	No	Not required
Meta tags	Metadata on tiles - Allow to add individual custom meta-tags to the list	As an Administrator, you can now individually add custom meta tags to the "Metadata on Tiles" configuration, including client context configuration. This feature allows you to arrange them in the order you prefer and display them on the tiles.	No	Yes, via 'Configuration > Metadata on tiles' and/or 'Clients > Tile settings'

Security	Disclaimer for access of external content	By this update the user is informed that he is redirected to external data, which can receive sensitive users' data.	No	Yes, configuration via 'Media type' by adding new field in the 'Meta tag and attributes' tab. Note: Not possible to add to existing media without custom scripts.
Meta tag and attribute	Target positions	With our latest implementation, learning coordinators and supervisors can designate a specific target position (meta tag) for a learning object that is created. This functionality empowers supervisors to proactively filter and match participants via position (new attribute) during course enrollment based on the intended target positions of the training object.	No	Yes, course types and user profiles will require updating with the new position meta tag and personal attributes. Where a source system updates user data with position related data there would likely need an update to mapping and business rules.
React Transformation	Batch enrolment reimplementation	Batch enrolment reimplementation. Extended functions for "manage staff enrolment" to support all types (course/learning path + templates).	No	Not required.
Meta tags	Implementation of individual classification metatags	With the new implementation it is possible to create a new classification meta tag and add it to all learning types. The new classification meta tag enables selection of one specific root classification and is a simpler alternative to the 'Classification' tab.	No	Yes, if desired the meta tag will need to be added to course types and manually to existing course templates.
Configuration move	Assignment import	Assignment imports are the batch enrolments of users to objects including courses, learning paths, groups and clients. These configurations all now active by default and log file configurations have moved from the businessprocess.xml file to two new user lists that allow real-time updating of included attributes in import logs.	No	No, all imports are active by default and two new user lists are available for system administrators. The attributes included in the logs can be further configured if needed.
Configuration move	Execution languages and translation workflow	The configuration of 'Execution languages' and 'Translation workflow' used to describe objects has now moved from the businessprocess.xml 'languageDefinition' section to the 'Configuration > Languages' function in two new tabs. Here additionally languages can be added or defaulted to be selectable in the 'Languages' tab of objects and translation file paths can be activated if desiring an interfaced approach instead of through the GUI. This reduces file update	No	No, all existing execution languages and translation paths will be migrated from the businessprocess.xml on first load and new configuration function automatically enabled.

		deliveries and system restarts when additional execution languages are needed.		
Configuration move	Identifier pattern	'Identifier pattern' configuration for courses, learning paths, locations and portfolio moved from the businessprocess.xml section 'identifierPattern' to the 'Configuration > Enrolment' function. Possible patterns are now described, and validation rules applied. This provides better visibility on configuration possibilities and reduces needs of file delivery as well as system restarts when changes are required.	No	No, existing businessprocess.xml values will be migrated on first load and new fields automatically enabled.
Configuration move	Authentication settings	Finalizations of remain configuration settings in the 'Authentication' section of the businessprocess.xml now complete with move of 'Max attempts' and 'Off period' moved to 'Configuration > Security' function. This reduces the need of file deliveries as well as system restarts when changes are required.	No	No, existing businessprocess.xml values will be migrated on first load and new fields automatically enabled.
Configuration move	Course Booking settings	Finalizations of remain configuration settings in the 'courseBooking' section of the businessprocess.xml to the 'Configuration > Enrolment' function with new fields for settings 'StopOnMailException' and 'prohibitCancellationOfAutomaticBookings'. This reduces the need of file deliveries as well as system restarts if changes are required.	No	No, existing businessprocess.xml values will be migrated on first load and new fields automatically enabled.

### 3 Additional Information

For further information on innovations imc customers can search the catalogue in <https://LearningConnect.im-c.com>. To request a demonstration or pricing of an add-on module or integration imc customers can request directly off their account managers.